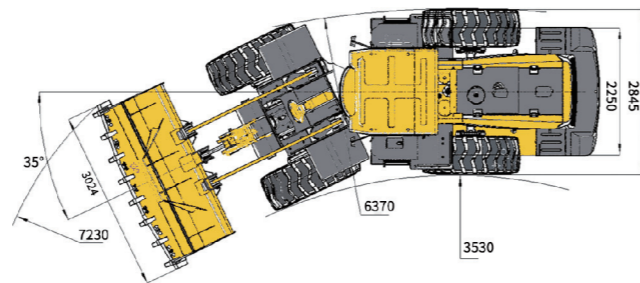
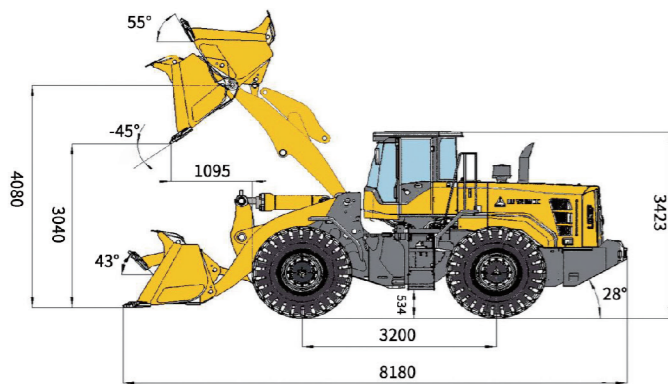


Main Parameter (Standard Equipment)

Item	Specifications	Item	Specifications
Overall parameter		Speed at FI(km/h)	0~38
Operating weight (kg)	17450	Speed RI(km/h)	0~17
Rated load (kg)	5000	Hydraulic system of working device	
LxWxH (mm)	8180x3024x3423	System pressure	18.5MPa
Bucket capacity (m³)	3.0	Total cycle time (bucket lift & dump&fall)	≤10.0s
Max.tractive force (kN)	≥ 165	Steering system	
Max.breakout force (kN)	≥ 175	System pressure	16MPa
Tipping load (kN)	≥ 110	Fill capacity	
Engine		Fuel (L)	260
Rated power/speed	162kw(220Hp)@2000r/min	Hydraulic oil (L)	240
Emission standard	GB20891-2007(stagell)	Engine (L)	20L
Transmission system		Transmission (L)	45
Transmission type	Planetary power shift	Drive axle (L)	2x26
Gears	F2&R1	Braking system (L)	4
Speed at FI(km/h)	0~13		



L956F WHEEL LOADER

Operation Weight:17450 kg
Bucket capacity: 3.0 m³
Engine Power: 162 kW

Reliability in Action



Congratulations SDLG for winning
EFQM Global Excellence Award
One of the top three quality awards in the world

Part of Volvo Group since 2007

SDLG is part of Volvo Group and one of the largest manufacturers of construction machinery in China, with a wide network of dealerships and service workshops throughout the world.

Shandong Lingong Construction Machinery Co.,Ltd

Add: Lingong Industry Park, Economic Development Zone, Linyi, Shandong, P, R, C.
Tel: 0086-531-66590966 Fax: 0086-531-66590959 E-mail: export@sdlg.com.cn



L956F Wheel Loader


High Efficiency

- WEI CHAI Engine Tier 2/ T3.
- The energy-saving low-speed engine fits well with the high-efficiency and realizes a comprehensive energy saving of more than 10%.
- High market share and high reliability; Low maintenance cost.




Heavy-Duty

- Enhanced front drive axle and oscillating rear drive axle jointly developed by Volvo and SDLG; Meet the driving force and escape ability of bad conditions.
- Stable and reliable performance, convenient operation and maintenance.
- Double-swing-arm connection, stronger bearing capacity, higher reliability.



Greater carrying capacity

- Movable arm using lightweight technology, each work cycle of the payload increased 2%, dig up force increased by 15%.
- Trapezoidal structure of leading plate, small working resistance, shovel with a hard material, loading capacity increases by 10%.




Comfortable

- New double curved arc front windshield cab, the Large operation space is increased by 15%.
- Wide vision, Good sealing and Low noise, to realized a comfortable driving environment.




High Reliability

- SDLG planetary transmission, F2/R1, Hydraulic power shift.
- Simple operation, high transmission efficiency. After years of market validation, long service life.




Greater Reliability

- The reinforced front and rear frame that have passed 200k hours of fatigued enhancement tests and has high strength and long service life.
- Long axle base and enlarged counter weight design ensures a stable working operation.



Reliable and efficient

- Parker multiway valves, Permco working pumps and hydraulic componts which are reliable and highly efficient are adopted.



Convenience

- The engine hood and heat dissipation hood are designed with a large opening respectively to provide larger space for maintenance.



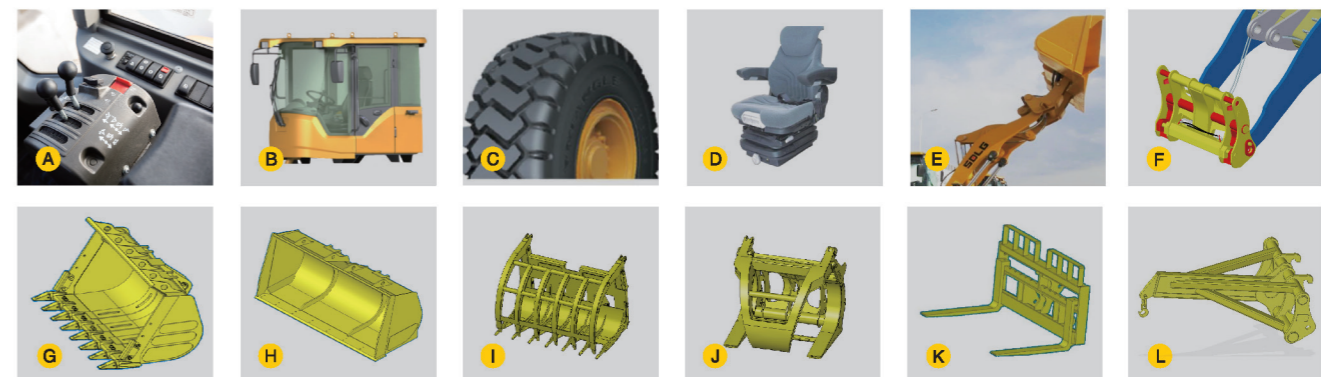
Standard configurations

Weichai WD10G220E engine	Air Pre-Filter	E
SDLG Transimission	Front & rear Wiper	
SDLG dry brake Axle	Work lights	F
Pilot control	Headlights Guard	G
3.0m³GP bucket with teeth	Arc windshield	H
Standard Cabin	Backing-up alarm	
Adjustable Steering column	Engine Fan Guard	
Digital combination instrument	Centralized control box	I
Air control parking brake	Neutral Start	
Fresh Air conditioning	Sun Visor	
Radio	Three-stage Fuel filter	
clothes-hook	23.5-25 nylon Tire L-3/16PR	
Cup holder	Tool box	



Optional Equipment

DDE engine	23.5-25 nylon Tire 18PR/20PR	License plate bracket	2.7m³-3.2m³ Rock bucket	G
ShangChai Engine	LED work lights	Oil batch air filter	3.2m³-4.5m³ light material bucket	H
finger tip lever	A Rotating beacon	Heater	Grass gripper	I
Extension arm	3rd function connector	Rotatable oil cooler	Log grapple	J
Rops/Fops Cabin	B Grammer Seat	D High dump bucket	E Pallet fork	K
23.5R25 radical tire	C Air intake preheating	F Quick Coupler	L Crane Arm	L



* The right of final interpretation of the abovementioned parameters shall be reserved by SDLG. No further notice will be given in case of any change. Illustrations in the text may not always be the standard illustrations for this model.