
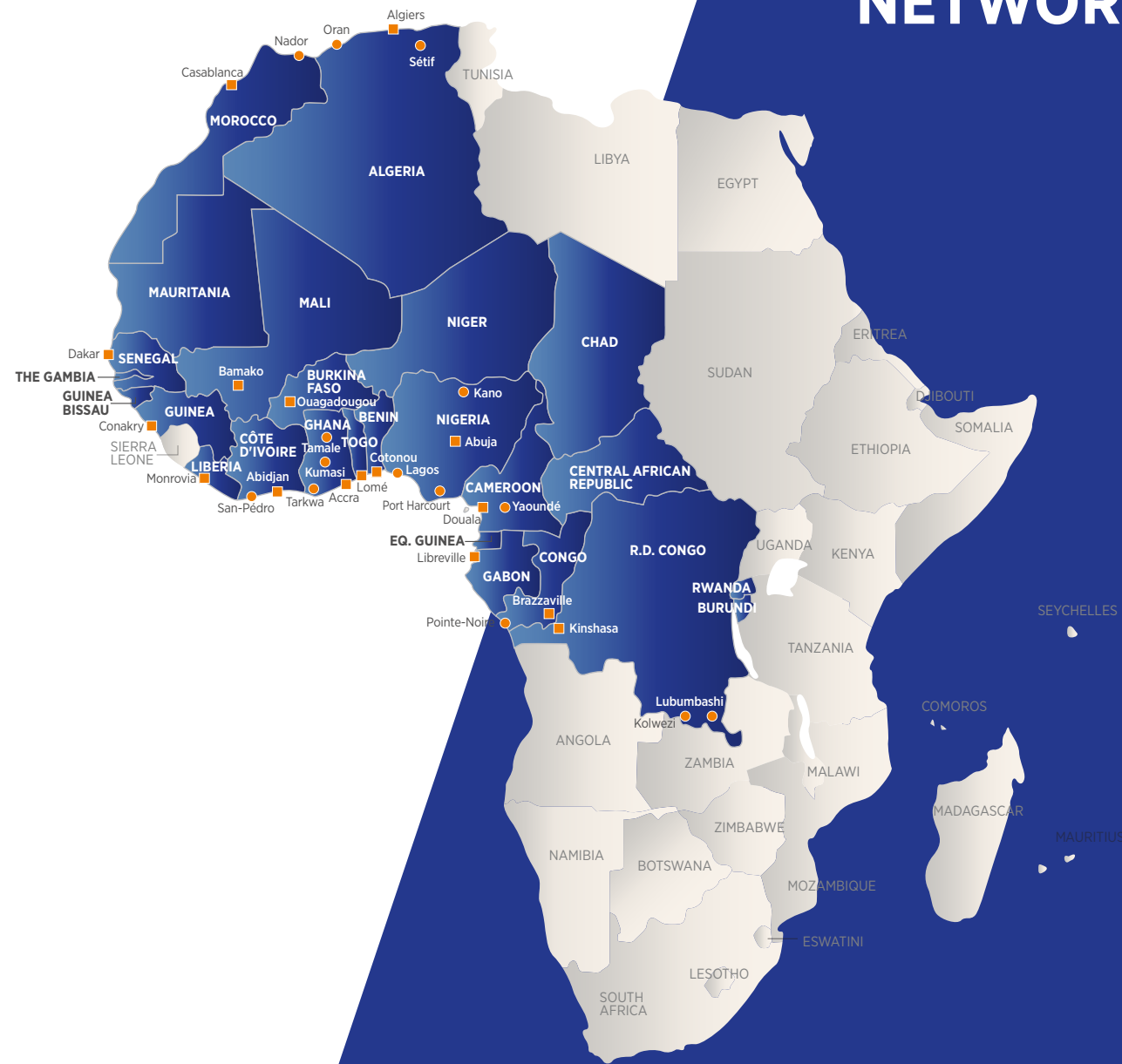


OUR NETWORK



DONGFENG KC MINING

FOR **MINING**, QUARRY, HEAVY CONSTRUCTION AND OFF-ROAD OPERATIONS



POWERFUL SOLUTIONS WITH CUSTOMER FOCUS

> SMT Africa is a premium distributor and aftersales partner for the equipment and transport industry.

DELIVERY & TRAINING

When purchasing a truck from SMT you benefit from:

- thorough and professional vehicle handover
- free vehicle training for two drivers

WARRANTY

For greater peace of mind on your Dongfeng truck, warranty of 100 000 km over 2 years:

- year one: warranty on driveline and all other components of the trucks (except tyres and windows)
- year two: warranty on driveline (engine, gearbox, propshaft and axles)

AFTERSALES NETWORK

Whatever your business, SMT will help you avoid downtime and unexpected costs by:

- efficient response that gets your equipment back up and running as quickly as possible by our aftersales network
- highly skilled and well trained technical and service teams

LOCATION & CONTACT



+32 2234 33 00
info.africa@smt.network

WWW.SMT.NETWORK



KC 6x4 380
ADR OPTIONAL



KC 6x4 420
ADR OPTIONAL



KC 6x4 375



KC 8x4 375




KC 8x4 420



KC 8x4 420
MINING

KC 8x4

420HP TIPPER | MINING



TECHNICAL SPECIFICATIONS

CAB

Type	Low roof sleeper - 1 bunk
Cab tilting	Hydraulic
Driver's seat	Adjustable
Ventilation	Air conditioning

ENGINE

Type	Dongfeng-Renault 420dci
Maximum power	309 kW at 1900 rpm
Maximum torque	2000 Nm at 1200 rpm
Number of cylinders	6
Displacement	11,2 L
Cylinder bore	123 mm
Stroke	156 mm

GEARBOX

Type	Fast 12JSD200TA
Number of gears	12 forward gears and 2 reverse gears

CLUTCH

Diameter	430 mm
Operating system	Hydraulic control with air booster

BRAKE SYSTEM

ABS	
Full air brake system	
Split pneumatic circuit	
Parking spring brake acting on rear axles	
Exhaust brake	

FUEL TANK

Type	Steel fuel tank with lockable cap
Capacity	350 L

AXLES

Front	Elliot type, I - beam section
Rear	Axle ratio 5,92 Hub reduction Axle and wheel lock
Load capacity	18 T front (2x9 T) 32 T rear (2x16 T)

TYRES

Dimension	13R22.5 - tubeless
-----------	--------------------

SUSPENSION

Front	10-leaf springs with shock absorber
Rear	13-leaf springs

BATTERY

Voltage	24 V
Capacity	165x2 A.h

TIPPER

Body	24,5 m ³
Thickness	Floor: 10 mm (NM450) Sides: 6 mm (NM450)
Dimensions	7600 x 2300 x 1400 mm
Cylinder	Model HYVA '179'

DIMENSIONS

DIMENSION	MM	FRAME	MM	WEIGHT	KG
Overall chassis length	10500	Frame width (front)	940	Curb weight	18700
Cab width	2500	Frame width (rear)	850	GVW	50000
Cab height (unladen)	3900	Section height	300		
Wheelbase	2050 + 4000 + 1350	Section width	90		
Front overhang	1500	Thickness chassis	8+8		
Rear overhang	1100				
Ground clearance	750				

DONGFENG: IT'S ALL ABOUT TRUST

› Dongfeng Trucks is one of China's leading truck brands and was founded in 1969. In 2015 Dongfeng Motor Group and Volvo Group established a strategic alliance. The company is now expanding rapidly and continues to develop its global sales and service network.

KEY FEATURES



CAB

- 1 Engine and radiator protection (full steel plate)
- 2 Sleeper cabin (single bed)
- 3 Air conditioning

DRIVELINE

- 4 Dongfeng-Renault 420dci engine, Euro 3
- 5 12 forward gears and 2 reverse gears
- 6 Hub reduction

CHASSIS


- 7 Tubeless 13R22.5 tyres with heavy duty profile
- 8 2x9 T and 2x16 T axles
- 9 Extra-High chassis with 750 mm ground clearance
- 10 Hardox steel tipper body

MINING FEATURES



4 DONGFENG-RENAULT 420DCI ENGINE

- Tropicalised engine adapted to perform under demanding conditions
- High torque and maximum power available at low revs
- Improved fuel efficiency
- Exhaust brake and engine brake



10 TIPPER BODY

- 24,5 m³ NM450 Hardox steel body
- 10mm floor and 6mm sides thickness
- HYVA '179' hydraulic lifting system
- Cabin protection (1/2)
- Rock breakers



HYVA

10 TIPPER BODY

- Hyva '179' hydraulic lifting system



1 CHASSIS

- Rock expulsion system
- Full steel plate protection for engine and radiator
- Steel bumper and headlight protection grid

