Volvo Construction Equipment

ECR58D

Volvo Compact Excavators 5.5-6.8 t 50 hp

A passion for performance

At Volvo Construction Equipment, we're not just coming along for the ride. Developing products and services that raise productivity – we are confident we can lower costs and increase profits for industry experts. Part of the Volvo Group, we are passionate about innovative solutions to help you work smarter – not harder.

Helping you to do more

Doing more with less is a trademark of Volvo Construction Equipment. High productivity has long been married to low energy consumption, ease of use and durability. When it comes to lowering life-cycle costs, Volvo is in a class of its own.

Designed to fit your needs

There is a lot riding on creating solutions that are suited to the particular needs of different industry applications. Innovation often involves high technology – but it doesn't always have to. Some of our best ideas have been simple, based on a clear and deep understanding of our customers' working lives.

You learn a lot in 180 years

Over the years, Volvo has advanced solutions that have revolutionized the use of construction equipment. No other name speaks Safety louder than Volvo. Protecting operators, those around them and minimizing our environmental impact are traditional values that continue to shape our product design philosophy.

We're on your side

We back the Volvo brand with the best people. Volvo is truly a global enterprise, one that is on standby to support customers quickly and efficiently – wherever they are.

We have a passion for performance.

Volvo Trucks

Renault Trucks

Mack Trucks

UD Trucks

Volvo Buses

Volvo Construction Equipment

Volvo Penta

Volvo Financial Services

Powered to perform

Introducing the Volvo ECR58D, a compact short swing radius excavator that delivers a powerful, efficient performance. Whether you're working in the road construction, utilities, landscaping or any other application, the ECR58D gives you precise control and smooth operation.

Volvo engine

Volvo's premium engine features proven technology to deliver superior performance and low fuel consumption. Benefit from reduced operating costs and low emission levels for high efficiency and environmental care.

Slew and boom offset

Slew and boom offset movements are controlled simultaneously for easy and fast positioning of the machine. Joystick control enables precise, smooth and effortless command of the slew and boom offset.

Tractive force

High system pressure delivers impressive tractive force when climbing gradients or traveling over rough terrain. For improved performance, the ECR58D features a 5% improvement in tractive force compared to the previous model.

ENHANCED HYDRAULICS

Volvo's state-of-the-art hydraulic system is perfectly matched to the Volvo engine and components – delivering high performance and improved fuel efficiency. The hydraulic system has been designed for fast response and smooth operation.

STABILITY

Design improvements including a counterweight have shifted the center of gravity towards the rear of the machine. Together with a strong undercarriage, this delivers superior stability while lifting bigger loads.

Superior stability

If you're looking for the performance of a conventional excavator but need to work in confined areas, the Volvo ECR58D is the machine for you. With a heavy counterweight and strong undercarriage you can lift larger loads without buying a bigger machine. Volvo offers customers built-in serviceability with safe and convenient maintenance access for maximum uptime.

Service access

For safe and easy access, all service check points are located under the wide-opening engine hood and are accessed from ground level. Grouped filters ensure regular maintenance is straightforward and uptime is maximized.

Single pivot pin

Volvo uses a single pivot design that achieves maximum support between main frame and front equipment, This concept increases, stability, durability and lifetime of the components.

MATRIS and VCADS Pro

For increased uptime, Volvo's high-tech, computer-based MATRIS tool allows you to monitor machine usage and analyze machine operation. VCADS Pro analysis and programming software provides fast diagnostics.

Control in comfort

The ECR58D has been expertly designed with the operator in mind. With built in safety, comfort and all-around visibility, operators will work efficiently with less fatigue in this premium environment. Capitalize on comfort and optimize your productivity with Volvo.

Climate control

Control your climate with Volvo's powerful, industry-leading climate control system. With seven well-spaced vents quickly heating or cooling the cab, this air circulation and defrosting system increases comfort and productivity.

Keypad

The majority of switches are integrated in one centralized keypad on the right-hand console. The operator can easily control the I-ECU monitor and audio system for increased comfort.

Proportional joysticks

Via the joystick controls, the operator can easily adjust the direction and amount of hydraulic flow sent to the attachment. Benefit from the correct speed and power for optimal attachment operation.

Storage

The Volvo cab features ample storage locations for personal belongings including an additional glove-box, side pocket, phone storage, cup holder and a pocket behind the seat.



VOLVO CAB

All-around visibility from slim cab pillars and large expanses of glass is at the center of Volvo's cab design. The ROPS certified cab features vibration and noise isolation, ergonomic controls and an adjustable seat for increased comfort, reduced fatigue and increased productivity.



HYDRAULIC BREAKERS

Volvo's durable hydraulic breakers have been designed for ultimate compatibility with Volvo excavators. The range has been built to break the most demanding materials and combines excellent performance with low noise and vibration levels.

Infinite opportunities

Get the most out of your compact short swing radius excavator and access more segments and applications with Volvo's comprehensive range of attachments – designed to work in perfect harmony with Volvo machines. Increase your versatility, effectively perform a variety of tasks and experience new levels of productivity with the right attachment for your specific requirements.

INTERFACES

Volvo's dedicated quick couplers pick up Volvo Attachments, including breakers, thumbs and buckets for use in both the face shovel and normal position.

Direct fit

For maximum productivity when only operating in one application, Volvo's direct fit attachments provide the best performance and shortest tip radius.



Volvo mechanical quick coupler

Volvo's dedicated quick couplers pick up Volvo hydraulic attachments including breakers, thumbs and buckets for use in both the face shovel and normal backhoe position.



Volvo hydraulic quick coupler

Volvo's pin grabber quick coupler picks up Volvo pin-on Attachments, including breakers, thumbs and buckets for use in both the face shovel and normal position.

BUCKETS

General purpose buckets

The perfect tool for trenching and handling in a variety of soil conditions. Available in different widths.



Fixed ditching buckets

Ideal for ditch cleaning, grading, landscaping and backfilling.

Tiltable ditching bucket

This bucket can be tilted 45o to each side making it a flexible and versatile solution for grading, landscaping, ditch cleaning and backfilling.

Volvo hydraulic thumb

Designed to work with both Volvo direct fit buckets and with quick coupler in various materials. Used for piling, placing, loading, lifting and carrying.

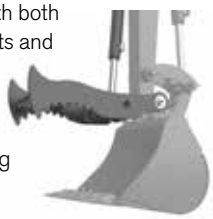

VOLVO TOOTH SYSTEM AND WEAR PARTS

General purpose

Self-sharpening, general purpose tooth with good penetration and long service life.

Twin pick

Twin pick point with sharp, dual point profile. Ideal for compact or frozen ground.

Pick point

Intended for use in extremely compact materials.

Spade nose

Designed for finishing work such as leveling, grading, cleaning and backfilling.

Bottom leg adapter

A long (one and a half) bottom leg adapter for welding to both sides of the cutting edge.

Side cutter

Side cutters ensure longer bucket life by protecting the side plates and corner welds.

Take a closer look

Auto idle

Engine speed is reduced to idle when the controls are inactive for more than five seconds or the left-hand console is raised – reducing fuel consumption and noise.

ENHANCED HYDRAULICS

The hydraulic system is perfectly matched to the engine and components for fast response and smooth operation.

Optional hydraulics

For increased versatility, auxiliary hydraulic systems are available to enable the operation of a wide range of attachments.

MATRIS and VCADS Pro

The MATRIS tool monitors machine usage and operation. VCADS Pro analysis and programming software provides fast diagnostics.

Optional dozer floating

The optional dozer blade float function 'floats' the dozer blade over the ground for improved leveling control and fuel efficiency.

VOLVO CAB

Volvo's purpose designed cab offers excellent all-round viability, enhanced by the slim cab pillars and large windows.

SERVICE ACCESS

All service check points are accessed from ground level. Grouped filters make regular maintenance easy.

VOLVO ENGINE

Premium Volvo engine delivers superior performance with low fuel consumption.

STABILITY

A heavy counterweight and a strong undercarriage deliver superior stability and the ability to lift bigger loads.

Single pivot pin

Volvo uses a single pivot design that achieves maximum support between main frame and front equipment, This concept increases, stability, durability and lifetime of the components

Undercarriage

Durable and strong X-shape undercarriage ensures superior stability and increases Single pivot pin machine lifetime.

Volvo ECR58D in detail

Engine		
New Stage IIIA compliant diesel engine - vertical, in-line, mechanical controlled direct injection, and water cooled.		
Model	Volvo	D2.6A
Max. power at	r/min	2 000
Net (ISO 9249/SAEJ1349)	kW	35
	hp	48
Gross (SAE J1995)	kW	36.5
	hp	50
Max. torque	Nm	210
at engine speed	r/min	1 400
No. of cylinders		4
Displacement	l	2.615
Bore	mm	87
Stroke	mm	110

Engine (optional)		
New Tier 4f compliant diesel engine - vertical, in-line, turbocharged, air to air intercooler, and water cooled.		
Model	Volvo	D2.6H
Max. power at	r/min	2 000
Net (ISO 9249/SAEJ1349)	kW	35
	hp	48
Gross (SAE J1995)	kW	36.5
	hp	50
Max. torque	Nm	210
at engine speed	r/min	1 300
No. of cylinders		4
Displacement	l	2.615
Bore	mm	87
Stroke	mm	110

Electrical system		
Voltage	V	12
Batteries	V	1 x 12
Battery capacity	Ah	100
Alternator	V/Ah	12/60
Starter motor output	V - kW	12 - 2.5

Hydraulic system		
Closed-Center Load-Sensing (CCLS) system with load independent functions.		
Main pump: Variable-displacement pump		
Maximum flow	l/min	1 x 126
Pilot pump: Gear pump		
Maximum flow	l/min	1 x 14
Relief valve setting pressure		
Implement	MPa	23.5
Travel circuit	MPa	23.5
Swing circuit	MPa	20.6
Pilot circuit	MPa	3.4

Swing system		
Direct drive swing with radial piston motor-maintenance free type (no reduction gear) and automatic holding brake anti-rebound valve.		
Max. swing speed	r/min	9.22
Max. swing torque	kNm	13.2

Undercarriage		
Robust X-shaped frame with track chains.		
Track shoes		2 x 39
Link pitch	mm	135
Shoe width - steel	mm	380 / 500
Shoe width - rubber	mm	400
Bottom rollers		2 x 5
Top rollers		2 x 1

Travel System		
Each track is powered by an automatic two-speed shift travel motor. The track brakes are multi-disc, spring-applied and hydraulic released.		
Travel speed low	km/h	2.1
Travel speed high	km/h	4.2
Max. drawbar pull	kN	49
Gradeability	°	35

Service Refill		
Fuel tank	l	65
Hydraulic system, total	l	90
Hydraulic tank	l	52
Engine oil	l	10
Engine coolant	l	8
Travel reduction unit	l	2 x 1.6

Cab
Refrigerant of the type R134a is used when this machine is equipped with air conditioning. Contains fluorinated greenhouse gas R134a, Global Warming Potential 1.430 t CO2-eq

Sound Level		
Sound level in cab according to ISO 6396		
LpA (standard)	dB(A)	73
External sound level according to ISO 6395 and EU Noise Directive 2000/14/EC		
LwA (standard)	dB(A)	97

Buckets

	Width mm	Weight kg	Capacity l
Direct bucket	355	97	70
	450	93	99
	600	116	144
	750	131	190
	900	149	235
Quick coupler bucket	450	105	99
	600	132	144
	750	151	190

Specifications

DIMENSIONS

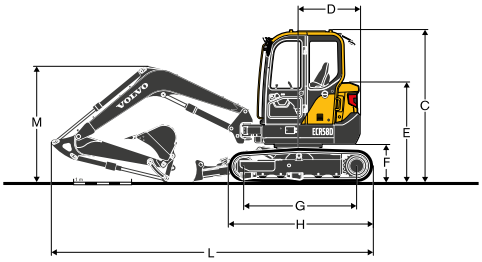

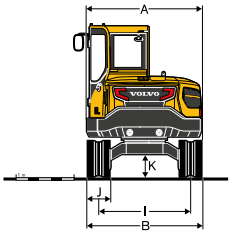

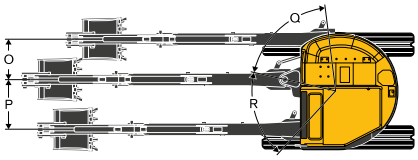

Machine

Boom		**m**	**2.9**	
Arm		**m**	**1.54**	**1.94**
A	Overall width of upper structure	mm	2 000	2 000
B	Overall width	mm	2 000	2 000
C	Overall height of cab	mm	2 615	2 615
D	Tail swing radius	mm	1 060	1 060
E	Overall height of engine hood	mm	1 710	1 710
F	Counterweight clearance *	mm	670	670
G	Tumbler length	mm	1 990	1 990
H	Track length	mm	2 500	2 500
I	Track gauge	mm	1 600	1 600
J	Shoe width	mm	400	400
K	Min. ground clearance *	mm	350	350
L	Overall length	mm	5 550	5 580
M	Overall heght of boom	mm	2 000	2 200
O	Boom swing distance	mm	695	695
P	Boom swing distance	mm	860	860
Q	Boom swing angle	°	70	70
R	Boom swing angle	°	60	60

* Without shoe grouser

Boom and Arm

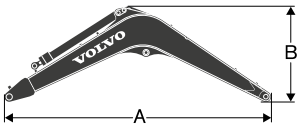

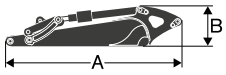

			Boom	**Arm**	
			2.9 m	**1.54 m**	**1.94 m**
A	Length	mm	3 008	2 023	2 423
B	Heigth	mm	1 024	459	473
	Width	mm	300	295	295
	Weight	kg	300	180	225

Boom: Includes cylinder, piping and pin, excludes boom cyl. Pin. Arm: Includes cylinder, linkage and pin.

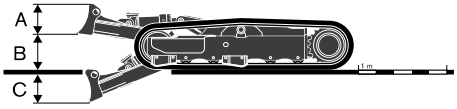

Dozer blade			
A	Height	mm	373
	Width	mm	2 000
B	Lifting height	mm	423
C	Digging depth	mm	476

MACHINE WEIGHTS AND GROUND PRESSURE

	Shoe width	**Operating weight**	**Ground pressure**
	mm	**kg**	**kPa**
Mono boom 2.9 m, Arm 1.54 m, Bucket 129 kg (142 l), Counterweight 580 kg			
Steel track	380	5 858	35.2
	500	5 960	27.2
Rubber track	400	5 738	32.8
Rubber pad	400	5 894	33.3
Mono boom 2.9 m, Arm 1.94 m, Bucket 129 kg (142 l), Counterweight 580 kg			
Steel track	380	5 918	35.5
	500	6 020	27.5
Rubber track	400	5 798	33.1
Rubber pad	400	5 954	33.7

Specifications

WORKING RANGES

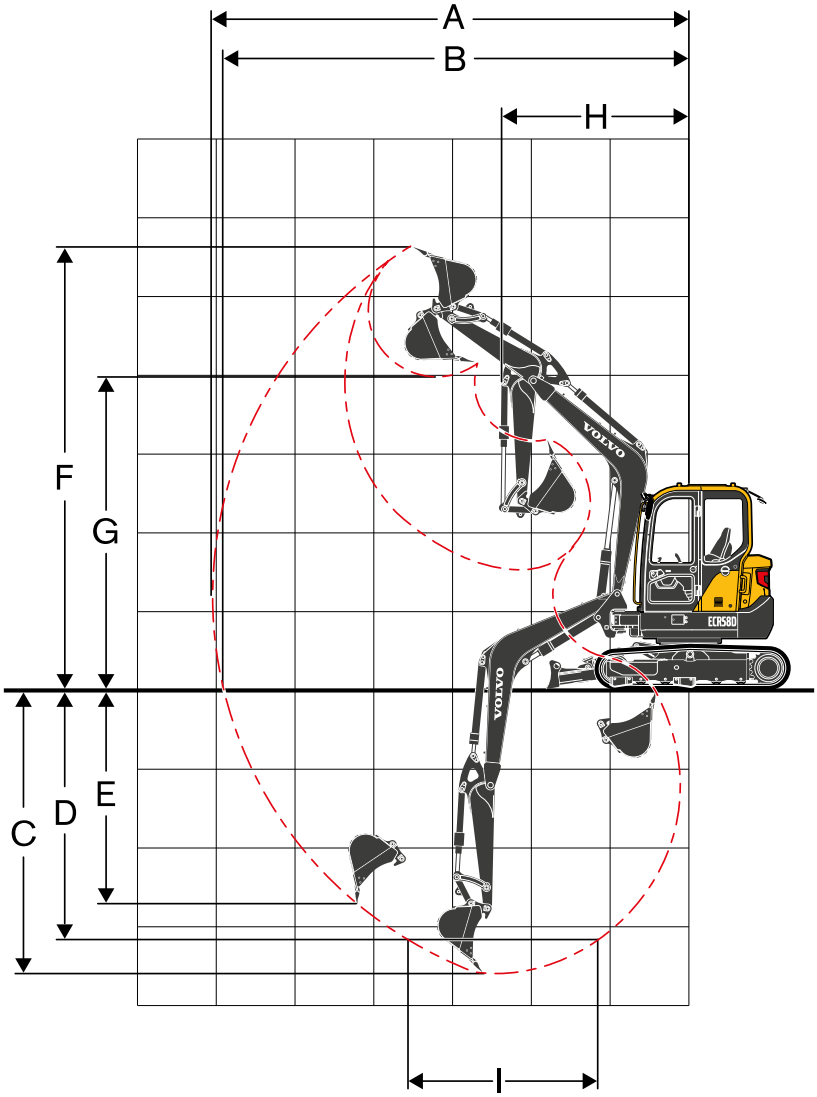

Description		Unit		
Boom		**m**	**2.9**	
Arm		**m**	**1.54**	**1.94**
A	Max. digging reach	mm	6 000	6 370
B	Max. digging reach on ground	mm	5 850	6 230
C	Max. digging depth	mm	3 540	3 940
D	Max.digging depth (l=2 440 mm level)	mm	3 100	3 550
E	Max. vertical wall digging depth	mm	2 310	2 680
F	Max. cutting height	mm	5 570	5 810
G	Max. dumping height	mm	4 040	4 280
H	Min. front swing radius	mm	2 410	2 450
Digging forces with direct fit bucket				
Breakout force (bucket)	SAE J1179	kN	34.6	34.6
	ISO 6015	kN	39.8	39.8
Tearout force (arm)	SAE J1179	kN	26.1	22.1
	ISO 6015	kN	26.6	22.5
Rotation angle, bucket		°	195	

LIFTING CAPACITY ECR58D

Lifting capacity at the arm end without bucket.
For lifting capacity including bucket. Simply subtract actual weight of the direct fit bucket or the bucket with quick coupler from the following values.

		Lifting point			1.0 m		2.0 m		3.0 m		4.0 m		5.0 m		Max. reach		
					Along	Across	Along	Across	Along	Across	Along	Across	Along	Across	Along	Across	mm
Boom	2.9 m	4.0	m	kg							*1 110	1 000			*1 130	930	4 155
Arm	1.54 m	3.0	m	kg							*1 130	990			*1 100	720	4 799
Shoe	400 mm	2.0	m	kg					*1 790	1 490	*1 310	950	*1 120	660	*1 110	630	5 120
CWT	580 kg	1.0	m	kg					*2 320	1 380	*1 520	900	*1 180	640	*1 130	600	5 190
		0.0	m	kg					*2 450	1 330	*1 620	870	*1 170	630	*1 160	620	5 022
Dozer blade down		-1.0	m	kg	*2 460	*2 460	*3 140	2 670	*2 250	1 320	*1 520	860			*1 180	710	4 585
		-2.0	m	kg			*2 590	*2 590	*1 680	1 360					*1 140	970	3 757
Boom	2.9 m	4.0	m	kg							*1 110	940			*1 130	880	4 155
Arm	1.54 m	3.0	m	kg							*1 130	930			930	680	4 799
Shoe	400 mm	2.0	m	kg					*1 790	1 400	1 220	890	850	620	820	590	5 120
CWT	580 kg	1.0	m	kg					1 810	1 290	1 170	840	830	600	780	560	5 190
		0.0	m	kg					1 760	1 240	1 130	810	820	590	810	580	5 022
Dozer blade up		-1.0	m	kg	*2 460	*2 460	*3 140	2 460	1 750	1 230	1 130	800			930	670	4 585
		-2.0	m	kg			*2 590	2 520	*1 680	1 270					*1 140	910	3757
Boom	2.9 m	5.0	m	kg											*1 050	*1 050	3 611
Arm	1.54 m	4.0	m	kg							*910	*910			*960	780	4 637
Shoe	400 mm	3.0	m	kg							*970	*970	*960	680	*910	620	5 209
CWT	580 kg	2.0	m	kg					*1 490	*1 490	*1 170	960	*1 020	660	*910	550	5 501
		1.0	m	kg					*2 090	1 370	*1 400	890	*1 110	630	*970	530	5 566
		0.0	m	kg			*1 500	*1 500	*2 370	1 280	*1 560	840	*1 160	610	*1 040	540	5 412
Dozer blade down		-1.0	m	kg	*1 960	*1 960	*2 680	2 530	*2 310	1 260	*1 550	820	*1 080	600	*1 070	600	5 017
		-2.0	m	kg	*3 090	*3 090	*3 180	2 590	*1 920	1 290	*1 260	840			*1 070	770	4 296
		-3.0	m	kg			*1 450	*1 450							*890	*890	2 926
Boom	2.9 m	5.0	m	kg											*1 050	*1 050	3 611
Arm	1.54 m	4.0	m	kg							*910	*910			*960	730	4 637
Shoe	400 mm	3.0	m	kg							*970	950	870	630	810	580	5 209
CWT	580 kg	2.0	m	kg					*1 490	1 430	*1 170	900	850	620	720	520	5 501
		1.0	m	kg					1 810	1 280	1 160	830	820	590	690	490	5 566
		0.0	m	kg			*1 500	*1 500	1 710	1 190	1 110	790	800	560	710	500	5 412
Dozer blade up		-1.0	m	kg	*1 960	*1 960	*2 680	2 320	1 690	1 170	1 090	770	800	560	790	560	5 017
		-2.0	m	kg	*3 090	*3 090	*3 180	2 390	1 720	1 200	1 110	790			1 010	710	4 296
		-3.0	m	kg			*1 450	*1 450							*890	*890	2 926
Boom	2.9 m	4.0	m	kg							*1 110	1 040			*1 130	970	4 155
Arm	1.54 m	3.0	m	kg							*1 130	1 030			*1 100	750	4 799
Shoe	400 mm	2.0	m	kg					*1 790	1 550	*1 310	990	*1 120	690	*1 110	660	5 120
CWT	690 kg	1.0	m	kg					*2 320	1 440	*1 520	940	*1 180	670	*1 130	630	5 190
		0.0	m	kg					*2 450	1 390	*1 620	910	*1 170	660	*1 160	650	5 022
Dozer blade down		-1.0	m	kg	*2 460	*2 460	*3 140	2 790	*2 250	1 390	*1 520	900			*1 180	750	4 585
		-2.0	m	kg			*2 590	*2 590	*1 680	1 420					*1 140	1 020	3 757
Boom	2.9 m	4.0	m	kg							*1 110	980			*1 130	920	4 155
Arm	1.54 m	3.0	m	kg							*1 130	970			960	710	4 799
Shoe	400 mm	2.0	m	kg					*1 790	1 460	1 270	930	890	650	850	620	5 120
CWT	690 kg	1.0	m	kg					1 880	1 350	1 210	880	870	630	820	590	5 190
		0.0	m	kg					1 830	1 300	1 180	850	850	620	850	610	5 022
Dozer blade up		-1.0	m	kg	*2 460	*2 460	*3 140	2 570	1 820	1 290	1 170	850			970	700	4 585
		-2.0	m	kg			*2 590	*2 590	*1 680	1 330					*1 140	960	3 757
Boom	2.9 m	5.0	m	kg											*1 070	*1 070	3 611
Arm	1.94 m	4.0	m	kg							*930	*930			*970	830	4 637
Shoe	400 mm	3.0	m	kg							*990	*990	*980	730	*920	670	5 209
CWT	690 kg	2.0	m	kg					*1 520	*1 520	*1 190	1 020	*1 040	710	*920	600	5 501
		1.0	m	kg					*2 120	1 460	*1 430	960	*1 140	680	*980	570	5 566
		0.0	m	kg			*1 510	*1 510	*2 410	1 380	*1 590	910	*1 190	660	*1 060	590	5 412
Dozer blade down		-1.0	m	kg	*1 970	*1 970	*2 690	*2690	*2 350	1 360	*1 580	890	*1 100	660	*1 090	650	5 017
		-2.0	m	kg	*3 100	*3 100	*3 230	2 760	*1 960	1 380	*1 290	910			*1 100	830	4 296
		-3.0	m	kg			*1 490	*1 490							*920	*920	2 926
Boom	2.9 m	5.0	m	kg											*1 070	*1 070	3 611
Arm	1.94 m	4.0	m	kg							*930	*930			*970	780	4 637
Shoe	400 mm	3.0	m	kg							*990	*990	930	680	860	630	5 209
CWT	690 kg	2.0	m	kg					*1 520	1 510	*1 190	960	910	670	770	560	5 501
		1.0	m	kg					1 910	1 370	1 230	900	880	640	740	540	5 566
		0.0	m	kg			*1 510	*1 510	1 820	1 290	1 180	850	860	620	760	550	5 412
Dozer blade up		-1.0	m	kg	*1 970	*1 970	*2 690	2 490	1 800	1 270	1 160	830	850	610	850	610	5 017
		-2.0	m	kg	*3 100	*3 100	*3 230	2 540	1 820	1 290	1 180	850			1 070	770	4 296
		-3.0	m	kg			*1 490	*1 490							*920	*920	2 926

Notes:
1. The above loads are in compliance with SAE J1097 and ISO 10567 Hydraulic Excavator Lifting Capacity Standards.
2. Rated loads do not exceed 87% of hydraulic lifting capacity or 75% of tipping load.
3. Rated loads marked with an asterisk (*) are limited by hydraulic capacity rather than tipping load.

Equipment

STANDARD EQUIPMENT
Engine
Low-emission Volvo Stage IIIA compliant diesel engine
Standard cooling system
Two-stage air filter with indicator
Fuel filter and water separator
Alternator, 60 A
Electric / Electronic control system
Safe engine start function
Automatic idling system
Halogen working lights:
Cab-mounted 2 (front), Boom-mounted 1
Battery, 12 V / 100 Ah
Monitor and keypad
Master electrical disconnect switch
Frame
580 kg counterweight
Rearview mirror
Under cover
Dozer blade
Undercarriage
Track link
400 mm Rubber track
Hydraulic system
Automatic two speed travel motors
Cylinder cushioning
Hydraulic fluid mineral 46
Cab and interior
Cab, includes:
Glasses
Cup holders
Large storage area
Door locks
Floor mat
Horn
2 inch Seat belt
Heater and air-conditioner
Fabric operator seat with suspension without heater
Control joystick
Travel pedals and hand levers
AM/FM stereo
Master key
Hour meter (non analog)
Digging equipment
Boom: 2.9 m, Arm: 1.54m
Linkage
Service
Tool kit-daily maintenance

OFFICIAL APPROVAL
Machine conforming to European directive 2006/42/EC
Noise emissions in the environment conforming to directive 2000/14/EC
Hand Arm vibrations, Whole body vibrations compliant with directive 2002/44/EC
Electromagnetic compatibility (EMC) conforming to European directive 2004/108/EC and its amendments
Object handling device conforming to EN474-1 and EN474-5 standards (when equipped)
FOPS Level 2 conforming to ISO3449 standard (when equipped)
ROPS conforming to ISO12117-2 standards
TOPS conforming to ISO12117 and EN 13531 standards
FOG Level 2 conforming to ISO10262 standard and SAE J1356 standard (when equipped)

OPTIONAL EQUIPMENT
Engine
Low-emission Volvo Stage IV compliant diesel engine
Electric / Electronic control system
Fuel filler pump: 35 l/min, with automatic shut-off
Extra working lights:
Cab-mounted 1 (rear)
Caretrack
Travel alarm
Anti theft, code-lock
Rotating warning beacon
Undercarriage / Superstructure
380 mm, 500 mm steel track
400 mm rubber pad
Heavy counterweight
Frame
Dozer blade with floating function
Hydraulic system
Hydraulic piping:
Breaker & shear (max. flow and pressure: 70 lpm, 26.5 Mpa)
Slope & rotator (max. flow and pressure: 35 lpm, 14.7 Mpa)
Grapple
Quick coupler
Pilot control pattern change
Hose rupture valve for boom and arm
Overload warning device
Hydraulic oil, ISO VG 32, 68
Hydraulic oil, biodegradable 46
Hydraulic oil, longlife oil 46
Cab and interior
CareCab
Canopy
Fabric operator seat with suspension with heater
PVC operator seat with suspension
Control joystick, X3 proportional
Seat belt, 3 inch retractable
AM/FM stereo with USB input
Mechanical hour meter
Cab mounted FOG (Falling Object Guard)
FOPS (Falling Object Protection Structure)
Sun screen, front/roof
Safety net
Digging equipment
Arm: 1.94 m
Service
Tool kit, full scale
Spare parts

SELECTION OF VOLVO OPTIONAL EQUIPMENT

Slope and rotator piping

Dozer float

Caretrack

Fuel filler pump

Mechanical hour meter

Anti-theft

Not all products are available in all markets. Under our policy of continuous improvement, we reserve the right to change specifications and design without prior notice. The illustrations do not necessarily show the standard version of the machine.

Ref. No 20052769_B / English_21 / 2017.12 / CEX / Volvo, Global Marketing

VOLVO

Volvo Construction Equipment

www.volvoce.com