

V O L V O



Volvo Wheel Loaders 34-39 t 416 hp

L260H

Volvo Construction Equipment



A class of its own

Committed to its legacy, Volvo was the first to present a 35 tonne wheel loader to the industry in 2011 – with the L250G. Created with the customer for the customer, Volvo brings the next generation wheel loader – the L260H.

1954

The world's first wheel loader to feature a parallel lift arm system and attachment bracket with quick coupler – the H-10

1973

The first wheel loader with direct injected turbo engine – Volvo BM 1641

Volvo introduced the world's first truly low-emission diesel engines in construction equipment (1974)

1981

Volvo introduced the world's first automatic gear shifting system (Automatic Power Shift) and load sensing hydraulic technology

1988

Comfort Drive Control

1990

Boom suspension system

Volvo patented Torque Parallel linkage (1991)

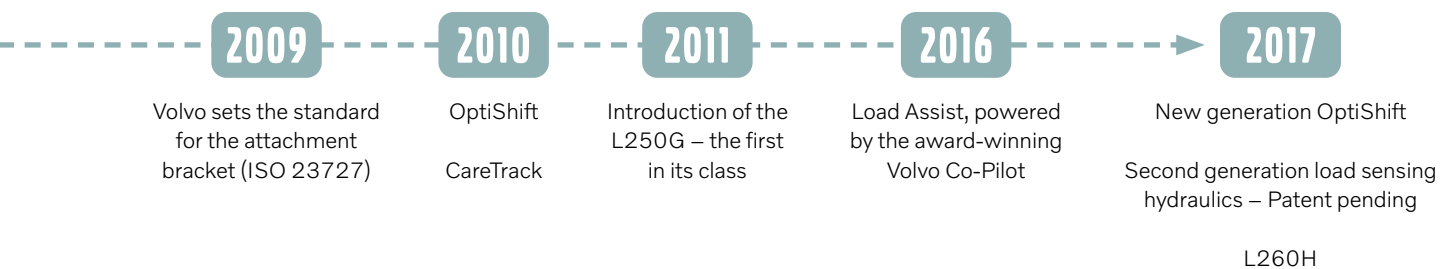


Smarter, stronger, faster

In an industry that's always evolving, with growing business demands, customers need a machine they can rely on. An asset to your operation, the L260H is a reliable machine, which has been upgraded with innovative technologies and increased payload capacity, for greater productivity. Bringing you quality as standard and so much more, unlock the full potential of your machine through our dealer network.

Progress is in our DNA

Since introducing our first wheel loader, Volvo has continued to refine its concept for more than half a century. Over the years, we have revolutionized our machines, bringing customers unparalleled productivity and efficiency.



Get it done, faster

Primed for productivity, the innovative L260H combines the latest Volvo technology with power and upgraded components to help you increase your payload. To achieve ultimate performance, select from a range of tailor made Volvo attachments.

Volvo engine

Engineered for efficiency and productivity, the L260H is fitted with a powerful D13 engine, delivering 6% more power and 5% more torque than the L250H.



Fast cycle times

Achieve shorter cycle times with next generation load sensing hydraulics, designed to enhance the responsiveness of attachments and improve the lifting and lowering speed of the boom.



New transmission

For ultimate performance, the L260H has been upgraded with the new HTL310 transmission, which works in harmony with the powerful engine and axels. The new converter delivers increased torque output, resulting in better performance. For faster acceleration and smooth operation, the steps between gears have been reduced.



Matched and attached

Get the most out of your L260H with our range of purpose-built attachments, perfect for applications such as quarrying, aggregates, mining and heavy infrastructure. Form one solid and reliable unit with attachments that are ideally matched by size and design to your machine's parameters – including link-arm geometry, and breakout and lifting forces.





BOOST YOUR PRODUCTIVITY BY UP TO 15%

Increase your productivity with the L260H. Boasting up to 15% greater productivity than its forerunner, thanks to the increased wheel base (50mm), and optimized weight distribution of the front frame and lifting arm system, enabling the use of larger buckets.

Smarter operation

Engineered for efficient and smart work, the L260H is fitted with new generation hydraulics and improved technology. Enhanced by Load Assist and Volvo Site Simulation, the intelligent systems offer valuable insight about your operations, reducing fuel consumption and increasing productivity.

Increase your fuel savings by 10%

Do more with less fuel, thanks to a powerful engine and new generation hydraulics, which save hydraulic pump power for other functions, by reducing fluid flow when lowering and dumping. Coupled with the new dry P-Brake, which eliminates drag losses caused by the internal wet multi-disk brake.



New generation OptiShift

For improved cycle times and greater fuel efficiency, customize the lock-up engagement of your machine with new generation OptiShift. The improved technology integrates the Reverse By Braking (RBB) function – patented by Volvo – and the new torque converter with lock-up, creating a direct drive between the engine and transmission, reducing fuel consumption.



Fuel Report

Identify any inefficiency with Fuel Report, designed to help you reduce the industry's number one operational cost factor. With detailed machine data, Fuel Report supports in taking corrective actions to reverse machine issues and improve fuel efficiency.



Eco pedal

Save on machine wear and increase fuel efficiency with the eco pedal. Uniquely designed by Volvo, the eco pedal encourages economical operation, by applying a mechanical push-back force in response to excess use of the accelerator.



Load Assist

Optimize your load cycles with Load Assist, powered by Volvo Co-Pilot – the 10" in-cab display. Gain access to a set of smart apps and boost the efficiency of your operation. When installed, the rear-view camera and radar detect system are now integrated into the Volvo Co-Pilot.

On-Board Weighing

Make overloading, underloading, reweighing and waiting times a thing of the past with On-Board Weighing, providing real-time insight into the bucket's load. What's more, with the new Simple Mode, it has never been easier to start reaping the benefits of On-Board Weighing.



Operator Coaching

Operator Coaching helps to ensure operators are using their Volvo machine to its full potential. The intuitive app provides real-time guidance to operators, helping them understand how their actions influence machine productivity and efficiency, as well as identify areas for improvement or changes in their technique.



Tire Pressure Monitoring System

With the tire pressure monitoring app, you can check the condition of your tires from the comfort of the cab. Providing real-time information on tire pressure and temperature, the system saves time during machine inspections and can prolong tire lifetime.



Map

Get accurate machine positioning with Map, a clever app that allows operators to monitor on-site traffic in real-time. Not only does this give operators an improved orientation of the site they are working on, but it allows them to proactively adjust their driving behavior according to traffic conditions.



Stronger

Unlock the full potential of your machine and take on demanding applications, with a range of purpose built attachments. Volvo can custom build attachments to your specific requirements, increasing your productivity.

Rehandling bucket

Experience up to 5% greater productivity with the new 7.3 m³ Volvo Rehandling bucket. The redesigned bucket is easier to fill and minimizes spillage, thanks to new convex sides and an improved spill guard. To prevent spillage and absorb shocks, opt for the Boom Suspension System, which automatically engages, depending on gear or speed selection.




Proven Z-bar linkage

For strength in demanding applications, Volvo's proven Z-bar linkage provides high breakout force. The robust lifting arm enables fully loaded buckets to be elevated to maximum height and fast hydraulic speeds offer quick cycle times. For long lasting performance, the lifting arm has double sealing on each of the pins.



Protect your bucket

Extend the life of your bucket with a choice of reinforcement options. Bolt-on edges protect the bottom edge of the bucket, while segments protect the cutting edge of the bucket, increasing durability.





ROCK BUCKET

For easier filling and greater productivity, the new Volvo Rock bucket boasts a longer floor and optimized radius and holds 11.5% more material than before. For tunneling applications, Volvo also offers Side Dump Rock buckets.

Intelligently productive

Boost your productivity by up to 15%

- 6% more power and 5% more torque than the L250H
- Increased wheel base, optimized weight distribution
- Next generation load sensing hydraulics
- New transmission – new converter and gear ratio
- Matched Volvo attachments

Built for the job

- Bucket leveling function
- Three hydraulic modes
- Choice of a single or multi levers
- Comfort Drive Control
- Collision Mitigation System (option)



Increase your fuel savings by 10%

- Rimpull control
- New generation OptiShift
- Dry P-brake
- Saved hydraulic pump power
- Eco pedal
- Load Assist, powered by Volvo Co-Pilot

Fully loaded

- Redesigned Rock bucket – holds 11.5% more material
- New Rehandling bucket – up to 5% greater productivity
- Custom built attachments
- Z-bar lifting arm with double sealing on each pin

Maximize your uptime

- 1000hr engine oil change interval
- Quicker hydraulic oil fill thanks to new mounted nipple
- Delayed engine shutdown
- Easy access to the P-brake and BSS accumulators
- Tilting cab – 30° or 70°
- Electronically-operated engine hood

Volvo Services

- Genuine Volvo Parts
- Operator training
- CareTrack
- Fuel Report
- ActiveCare



Boost your performance

Built with the customer, for the customer, the L260H boasts a range of features to enhance your operating experience. For increased productivity, the Volvo cab can be customized to your preference and additional cameras offer greater visibility.

Comfortably productive

Customize your machine and ensure precise control of hydraulic functions, with the choice of single or multi levers. To get the most out of each operation, select from three hydraulic modes, according to your preferred responsiveness. To reduce operator fatigue and improve productivity, Comfort Drive Control gives you the opportunity to steer the machine from a small lever.



Visibility

To enhance visibility, the L260H has new rear-view mirrors and can be equipped with a rear-view camera. Optimized by the radar detect system, which works with the camera to give a visual and audible alert to the operator of unseen on-coming objects. Orange handrails and steps have been placed on the machine, intended to stand out to the operators and maintenance staff.



Bucket leveling function

Take your productivity to the next level with the new bucket leveling function. Automatically return the bucket to level from both dump and curl positions, enhancing operator performance.



Collision Mitigation System

The Collision Mitigation System has been developed to support the safe operation of Volvo Wheel Loaders. The optional system assists operators while working in reverse by automatically applying the brakes when the machine approaches an obstacle, helping to reduce the risk or consequences of collisions and enhance jobsite safety.





THE OPERATOR'S CHOICE

Operate in comfort from the best cab on the market, the Volvo cab can be equipped with a new adjustable seat. Access the cab safely and effortlessly using the steps and open the door with ease, thanks to the optional remote-control opener.

Maximize your uptime

Offering strength in demanding applications, the L260H is built to last. Maintain the life of your machine with simple serviceability and proactive dealer support, as well as flexible maintenance and repair plans.

Improved component access

Minimize downtime and increase component life with easier access to the Boom Suspension System accumulators – now placed on the outside of the front frame – and P-brake, which is now external.



Durable by design

Designed with durability in mind, the L260H is built with a strong frame structure, ideally-matched to Volvo powertrain. The hydraulically-driven cooling fan regulates component temperature and automatically reverses, permitting self-cleaning of the cooling units.



Delayed shutdown

Reduce the wear on your engine with new delayed engine shutdown, which can be scheduled to activate automatically by the operator. The intelligent function turns off the machine when the turbo charger has cooled down to the appropriate temperature, reducing component wear.



Here to support you

Maintain productivity and machine uptime with our range of readily available Genuine Volvo Parts – all backed by Volvo warranty. We're here to help you stay on track, offering flexible maintenance and repair plans.





INDUSTRY LEADING SERVICEABILITY

For unrestricted access to vital components, the Volvo cab can be tilted to either a 30° or 70° angle. For improved serviceability and easy access to the engine, the wide-opening engine hood is operated electronically.

Volvo L260H in detail

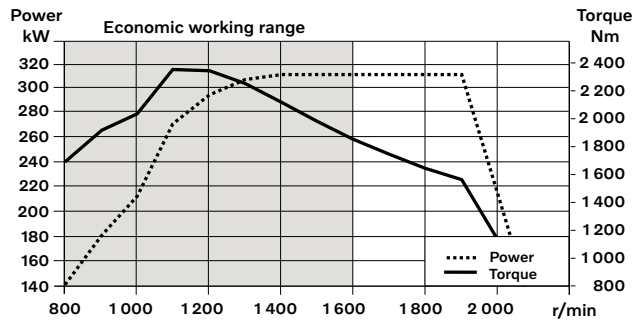
Engine

V-ACT Stage V 13 liters, 6-cylinder straight turbocharged diesel engine with 4 valves per cylinder, overhead camshaft and electronically controlled unit injectors. The engine has wet replaceable cylinder liners and replaceable valve guides and valve seats. The throttle applications is transmitted electrically from the throttle pedal or the optional hand throttle.

Air Cleaning: 3 stages.

Cooling system: Hydrostatic, electronically controlled fan and intercooler of the air-to-air type.

Engine	Volvo	D13J
Max. power at	r/min	1400-1900
ECE R120 net	kW	310
	hp	416
ISO 9249, SAE J1349 net	kW	309
	hp	414
Max. torque at	r/min	1 100
ECE R120 net	Nm	2 343
ISO 9249, SAE J1349 net	Nm	2 328
Economic working range	r/min	800 - 1 600
Displacement	l	12.8



Electrical system

Central warning system:

Contronic electrical system with central warning light and buzzer for following functions: - Serious engine fault - Low steering system pressure - Over speed warning engine - Interruption in communication (computer fault)
Central warning light and buzzer with the gear engaged for the following functions: - Low engine oil pressure - High engine oil temperature - High charge air temperature - Low coolant level - High coolant temperature - High crank case pressure - Low transmission oil pressure - High transmission oil temperature - Low brake pressure - Engaged parking brake - Fault on brake charging - Low hydraulic oil level - High hydraulic oil temperature - Overspeeding in engaged gear - High brake cooling oil temperature front and rear axles.

Voltage	V	24
Batteries	V	2 x 12
Battery capacity	Ah	2 x 170
Cold cranking capacity, approx	A	1 000
Alternator rating	W/A	2 280/80
Starter motor output	kW	7

Drivetrain

Torque converter: Single-stage.

Transmission: Volvo countershaft transmission with single lever control. Fast and smooth shifting of gears with Pulse Width Modulation (PWM) valve. Torque converter with lockup.

Transmission: Volvo Automatic Power Shift (APS) with fully automatic shifting 1-4 and mode selector with 4 different gear shifting programs, including AUTO. Also equipped with Rimpull control to avoid wheel spin and optimize bucket filling.

Axles: Volvo fully floating axle shafts with planetary hub reductions and nodular iron axle housing. Fixed front axle and oscillating rear axle. 100% differential lock on the front axle.

Transmission	Volvo	HTL310
Torque multiplication, stall ratio		2.02:1
Maximum speed, forward/reverse		
1st gear	km/h	6.7/6.6
2nd gear	km/h	11.6/11.4
3rd gear	km/h	21.7/21.4
4th gear	km/h	36.5/36.1
Measured with tires		29.5R25 L4
Front axle/rear axle		AWB 50B / 41
Rear axle oscillation	± °	15
Ground clearance	mm	600
at oscillation	°	15

Steering System

Steering system: Load-sensing, hydrostatic articulated steering.

System supply: The steering system has priority feed from a load sensing axial piston pump with variable displacement.

Steering cylinders: Two double-acting cylinders.

Steering cylinders		2
Cylinder bore	mm	90
Rod diameter	mm	60
Stroke	mm	525
Working pressure	MPa	26
Maximum flow	l/min	202
Maximum articulation	± °	37

Service Refill

Service accessibility: Large, easy-to-open hood covering whole engine compartment, electrically operated. Fluid filters and component breather air filters promote long service intervals. A quick-fit adapter on the hydraulic tank provides faster hydraulic oil fill. Possibility to monitor, log and analyze data to facilitate troubleshooting.

Fuel tank	l	366
DEF/AdBlue® tank	l	31
Engine coolant	l	55
Hydraulic oil tank	l	226
Transmission oil	l	48
Engine oil	l	50
Axle oil front	l	78
Axle oil rear	l	80

Hydraulic system

System supply: Two load-sensing axial piston pumps with variable displacement. The steering system always has priority.
Valves: Double-acting 2-spool valve. The main valve is controlled by a 2-spool pilot valve.
Lift function: The valve has three positions; raise, hold and lower position. Inductive/magnetic automatic boom kickout can be switched on and off and is adjustable to any position between maximum reach and full lifting height.
Tilt function: The valve has three functions including rollback, hold and dump. Inductive/magnetic automatic tilt can be adjusted to the desired bucket angle.
Cylinders: Double-acting cylinders for all functions.
Filter: Full flow filtration through 10 micron (absolute) filter cartridge.

Working pressure maximum, pump 1 for working hydraulic system	MPa	29.0 ± 0.5
Flow	l/min	252
at	MPa	10
engine speed	r/min	1 900
Working pressure maximum, pump 2 for steering-, brake-, pilot- and working hydraulic system	MPa	31.0 ± 0.5
Flow	l/min	202
at	MPa	10
engine speed	r/min	1 900
Working pressure maximum, pump 3 for brake- and cooling fan system	MPa	25.0 ± 0.5
Flow	l/min	83
at	MPa	10
engine speed	r/min	1 900
Pilot system, working pressure	MPa	3.2 - 4.0
Cycle times		
Lift	s	7.1
Tilt	s	1.9
Lower, empty	s	4.1
Total cycle time	s	13.1

Lift Arm System

Z-bar		
Lift cylinders		2
Cylinder bore	mm	190
Piston rod diameter	mm	110
Stroke	mm	873
Tilt cylinder		1
Cylinder bore	mm	220
Piston rod diameter	mm	120
Stroke	mm	570

Brake system

Service brake: Volvo dual-circuit system with nitrogen-charged accumulators. Outboard-mounted fully hydraulic operated, fully sealed oil circulation-cooled wet disc brakes. The operator can select automatic declutch of the transmission when braking by a switch on the instrument panel.
Parking brake: Dry disc brake. Applied by spring force, electro-hydraulic release with a switch on the instrument panel.
Secondary brake: Dual brake circuits with rechargeable accumulators. One circuit or the parking brake fulfills all safety requirements.
Standard: The brake system complies with the requirements of ISO 3450.

Number of brake discs per wheel front/rear		2 - 1
Number of brake discs per wheel front		2
Number of brake discs per wheel		1
Accumulators		2 x 1.0 + 1 x 0.5
Accumulators for parking brake		1 x 0.5

Cab

Instrumentation: All important information is centrally located in the operator's field of vision. Display for Contronic monitoring system.
Heater and defroster: Heater coil with filtered fresh air and fan with auto and manual settings (11 speeds). Defroster vents for all window areas.
Operator's seat: Operator's seat with adjustable suspension and retractable seatbelt. The seat is mounted on a bracket on the rear cab wall. The forces from the retractable seatbelt are absorbed by the seat rails.
Standard: The cab is tested and approved according to ROPS (ISO 3471, SAE J1040), FOPS (ISO 3449). The cab meets with requirements according to SAE J386 ("Operator Restraint System"). Refrigerant of the type R134a is used when this machine is equipped with air conditioning. Contains fluorinated greenhouse gas R134a, Global Warming Potential 1.430 t CO₂-eq

Ventilation	m ³ /min	9
Heating capacity	kW	16
Air conditioning (optional)	kW	7.5

Sound Level

Sound pressure level in cab according to ISO 6396		
L _{pA}	dB	70
External sound level according to ISO 6395		
L _{WA}	dB	109

Specifications

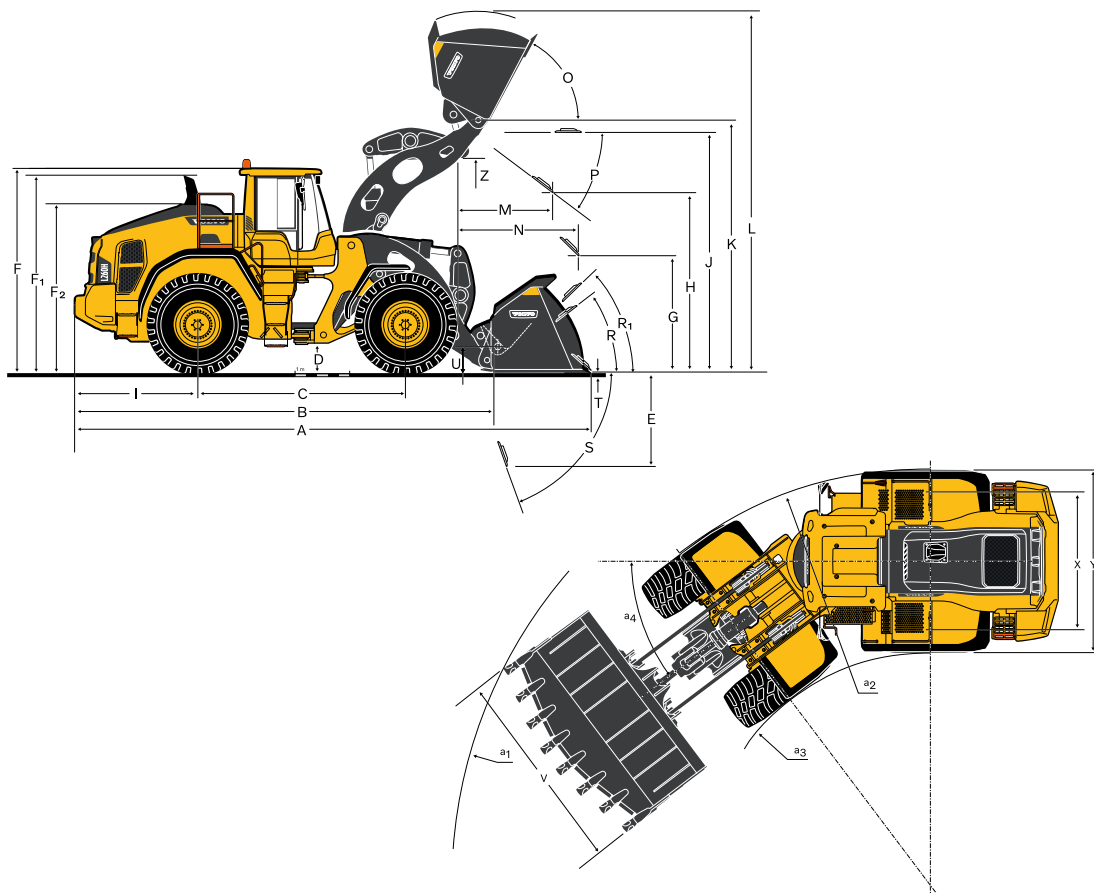
Tires L260H: 29.5 R25 L4

		Standard boom	Long boom
A	mm	9 670	9 974
B	mm	7 590	7 860
C	mm	3 800	3 800
D	mm	520	529
E	mm	1 910	1 997
F	mm	3 720	3 726
F ₁	mm	3 610	3 621
F ₂	mm	2 870	2 883
G	mm	2 133	2 133
H	mm	3 090	3 408
I	mm	2 240	2 240
J	mm	4 320	4 683
K	mm	4 620	4 989
L	mm	6 450	6 816
M	mm	1 810	1 733
N	mm	2 390	2 668
O	°	62	57
Forward dump at K and M	°	43	45
P	°	43	47
R	°	42	44
R ₁	°	48	51
S	°	75	81
Grading angle	°	42	46
T	mm	156	214
U*	mm	560	650
V	mm	3 580	3 580
X	mm	2 400	2 400
Y	mm	3 160	3 160
Z	mm	3 840	3 848
a ₁	mm	16 370	16 597
a ₂	mm	7 260	7 259
a ₃	mm	4 100	4 099
a ₄	°	37	37










* Carry position SAE

Bucket: 6.4 m³ STE P T SEG

Where applicable, specifications and dimensions are according to ISO 7131, SAE J732, ISO 7546, SAE J742, ISO 14397, SAE J818.



L260H

	REHANDLING ⁽¹⁾			GENERAL PURPOSE		ROCK ⁽²⁾			LIGHT MATERIAL ⁽³⁾	LONG BOOM ⁽²⁾	
											
	WLA86762	WLA86764	WLA86765	WLA87147	WLA87150	WLA87531	WLA87533	WLA87534	WLA54067748		
	6.1 m ³ STE P BOE	6.9 m ³ STE P BOE	7.3 m ³ STE P BOE	6.4 m ³ STE P T SEG	6.8 m ³ STE P T SEG	5.5 m ³ STE RO P T SEG	5.9 m ³ STE RO P T SEG	6.4 m ³ SPN P T SEG	10.2 m ³ LM P BOE	5.5 m ³ STE RO P T SEG	
Volume, heaped ISO/SAE	m ³	6.1	6.9	7.3	6.4	6.8	5.5	5.9	6.4	10.2	-
Volume at 110% fill factor	m ³	6.7	7.6	8.0	7.0	7.5	6.1	6.5	7.0	11.2	-
Static tipping load, straight	kg	27 780	27 420	27 180	25 920	25 730	26 790	26 590	25 730	24 960	-3 260
at 35° turn	kg	24 670	24 330	24 080	22 980	22 800	23 790	23 600	22 760	22 050	-2 970
at full turn	kg	24 320	23 970	23 730	22 650	22 460	23 450	23 260	22 420	21 720	-2 930
Breakout force	kN	311	290	283	303	300	317	306	246	252	-27.6
A Overall length	mm	9 310	9 430	9 480	9 620	9 640	9 560	9 620	10 050	9 680	310
E Digging depth, max dump (S)	mm	1 580	1 690	1 740	1 860	1 880	1 790	1 850	2 240	1 940	100
H ⁽⁴⁾ Dump clearance	mm	3 330	3 250	3 220	3 130	3 110	3 180	3 140	2 870	3 120	310
L Overall operating height	mm	6 460	6 590	6 630	6 450	6 480	6 510	6 570	6 630	7 020	350
M ⁽⁴⁾ Dump reach	mm	1 580	1 670	1 700	1 780	1 800	1 720	1 760	2 070	1 920	-80
N ⁽⁴⁾ Reach at 45deg discharge, pos. G	mm	2 280	2 330	2 350	2 390	2 400	2 350	2 370	2 540	2 400	+260
V Bucket width	mm	3 580	3 580	3 650	3 580	3 650	3 650	3 650	3 650	3 700	0
a ₁ Outer clearance circle (diameter)	mm	16 170	16 240	16 320	16 340	16 410	16 380	16 410	16 660	16 470	+220
Operating weight without load	kg	33 760	33 950	34 100	33 180	33 300	34 590	34 700	35 200	33 900	+480

(1) Measured with additional counterweight.

(2) Measured with 29.5 R25 L5 tires.

(3) Measured with 29.9 R25 L3 tires.

(4) Measured to the tip of the bucket teeth or bolt-on edge. Dump height to bucket edge measured at 45° dump angle.


Note: This only applies to genuine Volvo attachments.

Bucket Selection Chart

The volume handled varies with the bucket fill and is often greater than indicated by the bucket's ISO/SAE volume. The table shows optimum bucket choice with regard to the material density.

Material	Bucket fill, %	Material density, t/m ³
Earth	110 - 115	1.4 - 1.6
Clay	110 - 120	1.4 - 1.6
Sand	100 - 110	1.6 - 1.9
Gravel	100 - 110	1.7 - 1.9
Rock	75 - 100	1.5 - 1.9

The size of rock buckets is optimized for optimal penetration and filling capability rather than the density of the material.



How to read bucket fill factor

Supplemental Operating Data

		Standard boom		Long boom	
		29.5 R25 L5	875/65 R29 L3	29.5 R25 L5	875/65 R29 L3
Tires 29.5 R25 L4					
Width over tires	mm	+50	+100	+50	+100
Ground clearance	mm	+40	+20	+40	+10
Tipping load, full turn	kg	+950	+240	+870	+230
Operating weight	kg	+1 280	+440	+1 280	+440

Equipment

STANDARD EQUIPMENT

Engine

Exhaust after-treatment system
 Three-stage air cleaner, pre-cleaner, primary and secondary filter
 Indicator for coolant level
 Preheating of induction air
 Fuel pre-filter with water trap
 Fuel filter
 Crankcase breather oil trap
 Exterior radiator air intake protection

Drivetrain

Automatic Power Shift
 Fully automatic gearshifting, 1-4
 PWM-controlled gearshifting
 Forward and reverse switch by hydraulic lever console
 Rimpull control
 Indicator glass for transmission oil level
 Differentials: Front, 100% hydraulic diff lock. Rear, conventional.
 OptiShift transmission with Lock-up RBB
 Lock-up first gear

Electrical System

24 V, pre-wired for optional accessories
 Alternator 24V/80A/2280W
 Battery disconnect switch
 Fuel gauge
 Hour meter
 Electric horn
 Instrument cluster:
 Fuel level
 Diesel Exhaust Fluid/AdBlue level
 Transmission temperature
 Coolant temperature
 Instrument lighting

Lighting:

Twin halogen front headlights with high and low beams
 Parking lights
 Double brake and tail lights
 Turn signals with flashing hazard light function
 Halogen work lights (2 front and 2 rear)

STANDARD EQUIPMENT

Contronic monitoring system

Monitoring and logging of machine data
 Contronic display
 Fuel consumption
 Diesel Exhaust Fluid/AdBlue, empty
 Ambient temperature
 Clock
 Test function for warning and indicator lights
 Brake test
 Test function, sound level at max fan speed

Warning and indicator lights:
 Battery charging
 Parking brake

Warning and display message:
 Regeneration
 Engine coolant temperature
 Engine oil temperature
 Engine oil pressure
 Transmission oil temperature
 Transmission oil pressure
 Hydraulic oil temperature
 Brake pressure
 Parking brake applied
 Brake charging
 Overspeed at direction change
 Axle oil temperature
 Steering pressure
 Crankcase pressure
 Attachment lock open
 Safety Belt Warning

Level warnings:
 Fuel level
 Diesel Exhaust Fluid/AdBlue level
 Engine oil level
 Engine coolant level
 Hydraulic oil level
 Washer fluid level

Engine torque reduction in case of malfunction indication:
 High engine coolant temperature
 High engine oil temperature
 Low engine oil pressure
 High crankcase pressure
 High charge-air temperature

Engine speed reduced in case of malfunction indication:
 High transmission oil temperature
 Slip in transmission clutches

Keypad, background lit

Start interlock when gear is engaged

STANDARD EQUIPMENT

Hydraulic system

Main valve, double acting 2-spool with hydraulic pilots

Variable displacement axial piston pumps (3) for:

- 1 Working hydraulics, Pilot hydraulics and Brake system
- 2 Working hydraulics, Pilot hydraulics, Steering and Brake system
- 3 Cooling fan and Brake system

Electro-hydraulic servo controls

Electronic hydraulic lever lock

Automatic boom kick-out

Automatic bucket positioner

Double-acting hydraulic cylinders

Indicator glass for hydraulic oil level

Hydraulic oil cooler

Brake system

Dual brake circuits

Dual brake pedals

Secondary brake system

Parking brake, electro-hydraulic

Brake wear indicators

Cab

ROPS (ISO 3471), FOPS (ISO 3449)

Single key kit door/start

Acoustic inner lining

Cigarette lighter, 24 V power outlet

Lockable door

Cab heating with fresh air inlet and defroster

Fresh air inlet with two filters

Automatic heat control

Floor mat

Dual interior lights

Interior rear-view mirrors

Dual exterior rear-view mirrors

Sliding window, right side

Tinted windshield glass

Retractable seatbelt (SAE J386)

Adjustable steering wheel

Storage compartment

Document pocket

Sun visor

Beverage holder

Windshield washer front and rear

Windshield wipers front and rear

Interval function for front and rear wipers

STANDARD EQUIPMENT

Service and maintenance

Engine oil remote drain and fill

Transmission oil remote drain and fill

Lubrication manifolds, ground accessible

Pressure check connections: transmission and hydraulic, quick-connects

Quick-fit hydraulic oil fill

Tool box, lockable

External equipment

Orange hand rails

Fenders, front and rear

Viscous cab mounts

Rubber engine and transmission mounts

Frame, joint lock

Vandalism lock prepared for

Engine compartment

Radiator grille

Lifting eyes

Tie-down eyes

Fabricated counterweight

Counterweight, pre-drilled for optional guards

Equipment

OPTIONAL EQUIPMENT

Engine

Air pre-cleaner, cyclone type
 Air pre-cleaner, oil-bath type
 Air pre-cleaner, turbo type
 Engine auto shutdown
 Engine delayed shutdown
 Engine block heater 230V/110V
 Fuel fill strainer
 Fuel heater
 Fuel filter, extra
 Hand throttle control
 Max. fan speed, hot climate
 Radiator, corrosion-protected
 Reversible cooling fan
 Reversible cooling fan and axle oil cooler

Tires

29.5 R25
 875/65 R29

Drivetrain

Diff lock front 100%, Limited Slip rear
 Speed limiter
 Wheel/axle seal guards

Electrical System

Anti-theft device
 Battery disconnect switch, additional in cab
 Emergency stop
 Locking device, Tag out Lock out
 Headlights, assym. left
 License plate holder, lighting
 Rear view mirrors, el.adjusted and heated
 Reduced function working lights, reverse gear activated
 Reverse alarm, audible
 Reverse alarm, white noise
 Reverse warning light, strobe lighting
 Seatbelt indicator, external
 Shortened headlight support brackets
 Side marker lamps
 Warning beacon LED
 Warning beacon LED automatic
 Light options:
 LED Economy package
 LED Feature Package
 LED Power Package
 LED Working light attachment
 Halogen Economy package
 Halogen Feature package
 Halogen Power package
 Halogen Working light attachment
 Electrical distribution unit 24 volt
 Alternator 120 amp, heavy-duty
 Radar detect system
 Forward camera
 Parking brake alarm, audible for air susp seats
 Jump start connector, NATO-Type
 Seatbelt indicator, external
 Max Boom height
 Can Bus Interface
 Delayed Engine Shutdown
 Co Pilot:
 Rearview camera
 OnBoard Weighing
 Tire pressure monitoring
 MAPS, map function in Co Pilot

OPTIONAL EQUIPMENT

Hydraulic system

Boom suspension system
 Boom cylinder hose and tube guards
 Hydraulic fluid, biodegradable, Volvo
 Hydraulic fluid, fire-resistant
 Hydraulic fluid, for hot climate
 Mineral oil for cold climate
 Hydraulic 3rd function
 Single lever control, hydraulics 2 functions
 Single lever control, hydraulics 3 functions

Brake system

Oil cooler and filter front & rear axle

Cab

Anchorage for Operator's manual
 Automatic Climate Control, ACC
 ACC control panel, with Fahrenheit scale
 Asbestos dust protection filter
 Ashtray
 Cab air pre-cleaner, cyclone type
 Carbon filter
 Cover plate, under cab
 Lunch box holder
 Volvo Armrest, operator's seat, left
 Operator's seat, Volvo air susp, heavy-duty, high back, heated
 Operator's seat, (air seat std) 2-point seat belt
 Operator's seat, (air seat std) 3-point seat belt
 Operator's seat, Premium Comfort ISRI
 Operator's seat, Premium Comfort ISRI 3-point seat belt
 Radio installation kit incl. 12 volt outlet, left side
 Radio installation kit incl. 12 volt outlet, right side
 Radio (with AUX, Bluetooth and USB connection)
 DAB Radio
 Subwoofer
 Steering wheel knob
 Sun blinds, rear windows
 Sun blinds, side windows
 Timer cab heating
 Window, sliding, door
 Universal door/ignition key
 Remote door opener
 Forward view mirror
 Cab heater power outlet 240V
 Cab, Hot applications. Roof, steel
 Fire extinguisher cab
 Outside steel protection cab
 Rear view mirrors long arm, cab
 Reinforced windshield, flat

Service and maintenance

Automatic lubrication system
 Cleaner kit, with air blow gun
 Oil sampling valve
 Quick engine oil change
 Refill pump for grease to lube system
 Tool kit
 Wheel nut wrench kit
 CareTrack, GSM, GSM/Satellite
 Telematics, Subscription

OPTIONAL EQUIPMENT

Protective equipment

Belly guard front
Belly guard rear
Belly guard rear, oil pan
Center hinge and rear frame guard
Cover plate, heavy-duty, front frame
Cover plate, rear frame
Cab roof, heavy-duty
Guards for front headlights
Guards for radiator grill
Guards for tail lights
Windows, side and rear guards
Windshield guard
Corrosion protection, painting of machine
Option for machines without dinitrol

External equipment

Cab ladder, rubber-suspended
Handles on counterweight
Deleted front mudguards
Fire suppression system
Fire extinguisher
Fire extinguisher , two pieces
Mudguards, full cover, front and rear
Mudguards, full cover wideners and prot. Included
Long boom
Tow hitch

OPTIONAL EQUIPMENT

Other equipment

CE-marking
Comfort Drive Control (CDC)
Counterweight, re-handling
Counterweight, signal painted, chevrons
Secondary steering with automatic test function
Sound decal, EU
Sound decal, USA
Reflecting stickers (decals), machine contour
Reflecting stickers (stripes), machine contour Cab
Noise reduction kit, exterior

Attachments

Buckets:
Rock straight or spade nose
General purpose
Re-handling
Side-dump
Light material
Wear parts:
Bolt-on and weld-on bucket teeth
Segments
Cutting edge in three sections, bolt-on
Material handling arm

SELECTION OF VOLVO OPTIONAL EQUIPMENT**Wide tires****Central lubrication system****Seat and control options****Rehandling package****Radar detect system****Long boom**

Not all products are available in all markets. Under our policy of continuous improvement, we reserve the right to change specifications and design without prior notice. The illustrations do not necessarily show the standard version of the machine.

V O L V O